



Deck the Halls

A floral decorated house tour presented by:

The Rake & Hoe Garden Club, Inc. of Westfield, NJ

December 2, 2006

Chair persons:

Nancy Smith and Maryann Pietruzski

House Chairs:

Linda Parker and Marylyn Straight: S. Euclid

Jill Sitcer and Helen Pasterczyk: Wychwood

Colleen Smith and Karen Jolly-Gates: Woodland

Diana Kazazis and Erica Fried: Dudley

Tracy Criscitiello, House and Gayle Lechner Boutique: Grandview

Photography by Barbara Mullin: Historian (except where indicated)

Preparing for 'Deck the Halls' holiday house

WESTFIELD—The Rake and Hoe Garden Club of Westfield will present "Deck the Halls", a Holiday House Tour on Dec. 2, from 10 a.m. to 4 p.m. Five beautiful homes in Westfield will be decorated in holiday splendor. Unique decorations and floral designs are created in keeping with the theme of each home. Shop at the artisan craft boutique and enjoy some holiday refreshments at Darielle Walsh's home on Grandview Avenue.

Chairwomen Nancy Smith and Maryann Pietruszki of the club are jointly coordinating the many aspects of preparation for the tour. Monthly meetings leading up to the event are geared towards design creations. The Oct. 11 meeting, "The Always Beautiful Traditional Design" was pre-

sented by Betty Markendorf from Tinton Falls, a Master Judge in NJ. Betty is a designer who has presented numerous workshops for Rake and Hoe in the past. The Nov. 14 meeting is a joint meeting with the Garden Club of Westfield and host Cheryl Wilks who will be presenting "Dynamic Floral Designs for the Holidays".

Each home will be decorated by committees of garden club members who have developed the theme and decor for the house. Groups plan their own workshops to create tree ornaments, floral arrangements, wreaths and additional adornments for the home. Boutique has been busy all summer creating unique gifts for purchase. Pictured above is a workshop to create origami elephant ornaments which will



The Rake and Hoe Garden Club members create origami ornaments for the upcoming house tour event, Dec. 2.

be hand decorated by committee members and are intended to reflect the homeowners own collection of ele-

phant tree ornaments.

The Rake and Hoe Garden Club is a non-profit organization. The funds raised by this event will benefit the club's many community projects which include the Lyons Veterans' Hospital, the Cerebral Palsy Center of Union County and Mobile Meals as well as the Miller-Cory Museum gardens, Shadowlawn garden and the Claire Brownell Memorial Wildflower Garden.

Come and get some ideas for your own holiday decorating! Members have put their imaginations to work to develop some very unique decorating ideas. Watch for ticket details coming soon!

Call Nancy Smith for additional information at (908)654-9477.

SUBURBAN NEWS

ZONE ONE:

Clark, Cranford, Fanwood, Garwood, Mountainside, Scotch Plains, Westfield

Vol. 59 No. 28 25 cents

Union County's Largest Newspaper

Wednesday, November 29, 2006

Start season with Deck the Halls holiday house tour

WESTFIELD--The Rake and Hoe Garden Club of Westfield will present "Deck the Halls," a Holiday House Tour on Dec. 2, from 10 a.m. to 4 p.m. Five beautiful homes in Westfield will be decorated in holiday splendor. Unique decorations and floral designs are created in keeping with the theme of each home. Shop at the artisan craft boutique and enjoy some holiday refreshments at Darielle Walsh's home on Grandview Avenue.

The ambience of a "Woodland Elegance" Christmas celebration envelops you at the Allen home on Woodland Avenue. This stately 1937 brick home is decorated for a lavish Christmas fete, featuring the lush bounty of fields and woods combined with the gleam of gold, silver and copper. The imposing entrance foyer is festooned with an elegant tree bedecked with lilies, orchids, pinecones and ribbons. Lilies, orchids and roses along with white Minton china grace the dining room. A children's tree is decorated with pinecones and sweet gum balls burnished with the gleam of gold and copper.

The tour will be self-guid-



View this beautiful Woodland Avenue home decorated for the holidays in the Rake and Hoe Holiday House Tour on Dec. 2, from 10 a.m.-4 pm.

ed with the addresses of the featured homes and a map printed of the back of the tickets. Start the tour at any home and proceed to all at your leisure. Tickets are available in advance for \$30 in advance at Cristoffers Flowers, Baron's Drug Store, Williams Nursery or from

any Rake and Hoe member. They will also be available at any home for \$35 the day of the show.

The Rake and Hoe Garden Club is a non-profit organization. The funds raised by this event will benefit the club's many community projects which include

the Lyons Veterans' Hospital, the Cerebral Palsy Center of Union County and Mobile Meals as well as the Miller-Cory Museum gardens, Shadowlawn garden and the Claire Brownell Memorial Wildflower Garden.

Come and get some ideas for your own holiday deco-

rating! Members have put their imaginations to work to develop some very unique decorating ideas. Call Linda Winter for tickets at (908) 232-0449.



TAKE THE TOUR... This stunning Tudor home on Grandview Avenue in Westfield will be the site of holiday decorations, refreshments and a boutique during the "Deck the Halls" house tour on Saturday, December 2.

Rake and Hoe Announces 'Deck the Halls' House Tour

WESTFIELD — The Rake and Hoe Garden Club of Westfield will present "Deck the Halls," a holiday house tour, on Saturday, December 2, from 10 a.m. to 4 p.m. Five homes in Westfield will be decorated in holiday splendor. Unique decorations and floral designs will reflect the theme of each home.

The Walsh home on Grandview Avenue will be one of the featured houses on the tour. Visitors to this

Tudor-style house will see it decorated with gilded natural plant materials. Cider and homemade cookies will be served.

Participants on the tour will have an opportunity to shop for the holidays in the "'Tis the Season" boutique there, where many handmade, one-of-a-kind items will be featured. Among the gifts for purchase will be handmade holiday aprons and dish towels; bird feeders and houses; decorated grapevine wreaths; gilded topiaries; boxwood trees; floral napkins and handmade crocheted snowflakes.

The tour will be self-guided, with the addresses of the featured homes and a map printed of the back of tickets to the event. Members of the public can start the tour at any home and proceed to all at their leisure.

Tickets are available in advance for \$30 at Christoffers Flowers in Mountainside, Baron's Drug Store and Williams Nursery in Westfield or from any Rake and Hoe member. They also will be available at any home for \$35 the day of the show.

The Rake and Hoe Garden Club is a non-profit organization. Funds raised by the tour will benefit the club's community projects, including the Lyons Veterans' Hospital, the Cerebral Palsy Center of Union County and Mobile Meals, as well as the Miller-Cory House Museum gardens, Shadowlawn garden and the Claire Brownell Memorial Wildflower Garden.

For ticket information, please call Linda Winter at (908) 232-0449.

The Rake and Hoe Garden Club is a non-profit organization. The funds raised by this event will benefit the club's many community projects which include the Lyons Veterans' Hospital, the Cerebral Palsy Center of Union County and Mobile Meals as well as the Miller-Cory Museum gardens, Shadowlawn garden and the Claire Brownell Memorial Wildflower Garden.

Come and get some ideas for your own holiday decorating! Members have put their imaginations to work to develop some very unique decorating ideas. Watch for ticket details coming soon!

Call Nancy Smith for additional information at (908)654-9477.

SUBURBAN NEWS/PRIMETIME

WEDNESDAY, OCTOBER 25, 2006

'Deck the Halls' holiday house tour

WESTFIELD--The Rake and Hoe Garden Club of Westfield will present "Deck the Halls", a Holiday House Tour on Dec. 2, from 10 a.m. to 4 p.m. Five beautiful homes in Westfield will be decorated in holiday splendor. Unique decorations and floral designs are created in keeping with the theme of each home. Shop at the artisan craft boutique and enjoy some holiday refreshments at Darielle Walsh's home on Grandview Avenue.

Chairwomen Nancy Smith and Maryann Pietruszki of the club are jointly coordinating the many aspects of preparation for the tour. Monthly meetings leading up to the event are geared towards design creations. The Oct. 11 meeting, "The Always Beautiful Traditional Design" was presented by Betty Markendorf from Tinton Falls, a Master Judge in NJ. Betty is a designer who has presented numerous workshops for Rake and Hoe in the past. The Nov. 14 meeting is a joint meeting with the Garden Club of Westfield and host Cheryl Wilks who will be presenting "Dynamic Floral Designs for the Holidays".

Each home will be decorated by committees of garden club members who have developed the theme and decor for the house. Groups plan their own workshops to create tree ornaments, floral arrangements, wreaths and additional adornments for the home. Boutique has been busy all summer creating unique gifts for purchase. Pictured above is a workshop to create origami elephant ornaments which will be hand decorated by committee members and are intended to reflect the homeowners own collection of elephant tree ornaments.

Laurenzi House

South Euclid Avenue

Mediterranean Christmas

Co-Chairs:

Linda Parker and Marylyn Straight

Set Decoration by:

Wreaths: Ginny Leiz and Linda Parker

Stairway Carolyn Pulliam, Beth Hanscome & Linda Parker

Hallway: Linda Parker

Dining Room: Roberta Grecco and Barbara Murphy

Kitchen: Jeanne Monaghan and Ellen Cuddy

Living Room: Marylyn Straight

Powder room: Marylyn Straight

Family room: Mantle: Jane Gross

Tree: Joint effort

BARBARA MULLIN

From: "Ron Straight" <rstraight@myhost.com>
To: "Barbara Mullin" <trebor24@verizon.net>
Sent: Saturday, January 06, 2007 8:27 PM
Subject: House Tour Summary

Barbara,

Decorating the Laurenzi home was a group effort. Workshops were held to prepare garlands for many windows and the vestibule; kissing balls for the porch; and origami elephants for the Christmas tree. Jane Gross prepared much of the dried material used in the mantle designs.

Jane Gross also designed the beautiful mantle scene in the family room. Carolyn Pulliam, Beth Hanscom and Linda Parker created the stairway roping using dried fruits and lovely ribbon. The color palette was carried through in the hall wreaths by Linda Parker and Ginny Leiz. Linda Parker's lovely floral designs completed the hall decorations.

Roberta Grecco and Barbara Murphy combined to decorate the dining room. Roberta's beautiful decorative Kale arrangements adorned the dining room table and Barbara's use of unusual floral material was very exciting.

Jean Monaghan and Ellen Cuddy adorned the kitchen with creative designs using complementary colors.

The living room designs were created by Marylyn Straight, as well as the Powder Room arrangement.

Hope this is what you need. Marylyn

1/6/2007

THE LAURENZI HOME

403 South Euclid Avenue

"MEDITERRANEAN CHRISTMAS"

The Laurenzi family has lived for many years in Italy and has an impressive collection of art and sculpture from all over the Mediterranean area. The noble front entrance sets the stage with an abundance of greens and fruits in topiary arrangements and kissing balls. Regional colors and fruits such as pomegranates, lemons, limes, and kumquats all with Mediterranean herbs are featured throughout the home. The garland on the center stairway distinguishes the home's atmosphere.

Each room has a special characteristic that we have highlighted with a variety of garlands from fresh and dried materials. The striking fireplace in the family room features dried and gilded materials on the mantle. The rustic manger represents one of the typical customs found in the Mediterranean area during the holidays. A bank of white poinsettias reflects the magic of the season.

The splendor of the dining room is inscribed in gold with a Latin poem about the importance of home. The gilded fruits and flowers from the stairway garlands are carried throughout the home.

The sunny living room has a large collection of sculpture from the Mediterranean territory that is accented with a combination of fresh flowers and fruit with gilded dried materials. The topiary arrangement is the centerpiece of the decorations here.

The kitchen includes the owner's collection of lemon decorations. Be sure to notice the innovative use of greens in the back kitchen window.

The Christmas tree features the owner's private collection of antique and modern elephant ornaments combined with original origami elephants designed by the Rake and Hoe decorators. As you exit through the side porch door catch a glimpse of the tree once again and the presents ready for Christmas morning.



Mediterranean Christmas
Welcoming Pair of Greens Sprays on Front Doors



Mediterranean Christmas
In front of Hallway and Back



Mediterranean Christmas
Family Room



Mediterranean Christmas
Dining Room



Mediterranean Christmas
Dining Room



Mediterranean Christmas
Family Room



Mediterranean Christmas
Family Room



Mediterranean Christmas
Powder Room



Mediterranean Christmas
Kitchen "Lemons"



Mediterranean Christmas
Kitchen Fresh Herbs



Mediterranean Christmas
Kitchen-Casual Dining on Lenox "Winter Greetings"





Mediterranean Christmas
Tree with origami figures



Mediterranean Christmas
Fireplace Mantle decorated in Dried flowers



Mediterranean Christmas
Items of Interest





Francz House

Wychwood Road

Bermuda Holiday

Co-Chairs:

Jill Sitcer and Helen Pasterczyk

Set Decoration by:

Outside: Everyone

Living Room: Cathie Mlynarczyk

Hall and Lavatories: Helen Pasterczyk

Family Room: Pam Kolb & Diane Genco

Kitchen: Kris Luka and Peggy Smith

Dining Room: Barbara Mullin

Back entrance and outside: Helen Pasterczyk

THE FRAN CZ HOME

507 Wychwood Road

"BERMUDA HOLIDAY"

As you saunter up to the Bermuda House, built in 1939, observe the unique architecture including the circle design over the front door. The evergreen trees welcome you with small seashells and starfish, one of the themes for this attractive cottage. The moped in the courtyard signifies the outdoor life enjoyed in Bermuda.

Pass through the double front doors and proceed to the right. The floral design in the hall echoes the colors of the painting above it. Peek into the elegant bathroom and step into the living room, where the lovely décor is enriched with tropical flowers and greens. On the grand piano, weathered driftwood anchors the design. The credenza holds small white poinsettias, cedar branches, and ornaments. Through the window heralding angels garnish the deck. On the upholstered coffee table are arrangements wrapped like Christmas presents, brimming with white roses and the mantel recounts the Caribbean flair with greens, poinsettias, orchids and ti leaves.

Upstairs in the family room, the Christmas tree holds mirrored ornaments, fresh alstromaria and lilies in glittering flower tubes. The white poinsettia tree in the corner is a bright focal point while shells and candles in glass goblets embellish the coffee table. The delicate shell trees surrounded by fresh flowers and greens will catch your eye.

The island in the kitchen displays a design using fruits and vegetables, while the table is beautifully accented with pink roses, pink poinsettias, and burgundy carnations. On the counter notice the underwater design using orchids, coral, shells, and the wrought iron candle sticks with artichoke candleholders and draping date branches.

Blooming vines and trellises enhance the walls in the intimate dining room. The majestic table is ready for Christmas dinner with a striking tropical design, while the server holds a low, massed arrangement.

As you leave, check out the rustic birdbath with galvanized watering can filled with greenery, birdseed treats and cranberry garlands.



November 29, 2006- Prep at Francz House



Entrance to Bermuda Holiday House
Note Starfish on door wreath



A Bermuda Holiday Design In Hallway
Living Room Console Display



A Bermuda Holiday
Living Room- Exquisite Design on Piano



A Bermuda Holiday
Living Room-One of two designs in window seat area and through the window



A Bermuda Holiday
Right Hallway Bathroom design



A Bermuda Holiday
Living Room-Mantle treatment



A Bermuda Holiday
Living Room-Coffee Table "Gift" box arrangement & Family Room Shell Display



A Bermuda Holiday
Family Room- Poinsettia "Tree"nd Owner's African Decor



A Bermuda Holiday
Family Room- Christmas Tree Decorated in Stargazer Lilies





A Bermuda Holiday
Family Room- Additional Shell displays with flowers





A Bermuda Holiday
Kitchen- Magnificent Fruit and Vegetable Topiary



A Bermuda Holiday
Kitchen- Eye-Catching side counter design trio



A Bermuda Holiday
Kitchen- Breakfast Table Incorporating Shell motif in Napkin Rings



A Bermuda Holiday
Kitchen- Another view of Centerpiece and Orchids in Home Owner's Glass Jars



A Bermuda Holiday
Kitchen- Home Owner's "collectable" China and Poinsettias brighten stove area



A Bermuda Holiday
Dining Room- 54" Round Table set for Four- Shell China & Napkins Rings



A Bermuda Holiday
Dining Room- Three Cylinders filled with sea shells- and Shell tie-back



A Bermuda Holiday
Dining Room- Consol Design made in 3 parts using \$20.00 Shop-Rite Flowers and garden greens





A Bermuda Holiday

Side entrance door with Brass Nantucket Basket door knocker embellished with Xmas Greens



A Bermuda Holiday
Outside side door- Bird bath embellished with "Bird Feeder" watering can





Kieczkowski House

Dudley Avenue West

Home For The Holidays

Co-Chairs:

Diana Kazazis and Erica Fried

Set Decoration by:

Outside: Alice Cowell, Erica Fried, Anna Daurio & Kay Cross

Living Room: Anna Daurio and Pat DelDuca

Foyer: Helen Luecke, Sue Constantine & Alice Cowell

Family Room: Nancy Schaeffer & Sally Kerins

Kitchen: Helen Luecke, Clare Minick & Alice Cowell

Dining Room: Kay Cross, Diana Kazazis & Sally Kerins

Tree: Helen Luecke, Erica Fried & Diana Kazazis

THE KIECZYKOWSKI HOME

248 Dudley Avenue West

"HOME FOR THE HOLIDAYS"


The Kieczkowski home is a vintage transitional Victorian-Colonial farmhouse built in 1865 as the first in the initial development of the original Clark homestead. The broad, sweeping front porch welcomes visitors to join in the merriment. The "Home for the Holidays" theme evokes the warmth and anticipation of family and friends gathering together to celebrate the holidays. Marvel at the classic Jaguar convertible overflowing with gifts parked in the driveway.

Wander up the pathway amidst hand crafted angels dressed in flowing tulle. Flanking the doorway, painted trees twinkle with excitement. Suitcases brimming with poinsettias stand in the hallway and the aroma of cider fills the air wrapping visitors in nostalgia. At the top of the staircase, view the marbled poinsettia tree gracing the landing.

Venture into the exquisite dark green living room with bright white trim punctuated by dramatic deep reds and burgundy floral arrangements. The dining room showcases a dramatic centerpiece complemented by the mantelpiece design which flows to the floor. A spiral topiary tree of boxwood highlights the alcove dressed with Santas made from dried okra.

Pass the celestial tree bedecked in angels of white tulle, gold halos with garlands of feathers and stars. The kitchen designs creatively demonstrate the use of vegetables. The family room glistens with whimsy, decorated with topiaries and the homeowner's collection of Santas.

There's no place like "home for the holidays"...




Home For The Holidays
Outside Front Door and Wreath on Door




Home For The Holidays
A welcome in the Foyer and up the stairs



Home For The Holidays
Living Room



Home For The Holidays
Living Room



Home For The Holidays
Items of Interest



Home For The Holidays
Dining Room Table





Home For The Holidays
Beautiful Design on Dining Room Side Board



Home For The Holidays
Boxwood Tree and design on side tables in Dining Room



Home For The Holidays
Beyond Dining Room- Angel Tree



Home For The Holidays
Beyond Dining Room- Close up of Angels



Home For The Holidays
Kitchen- Top of Cabinets- Red on Red



Home For The Holidays
Kitchen- Fruit & Vegetable "Compote"



Home For The Holidays
Family Room- Two designs



Home For The Holidays
Family Room



Home For The Holidays
Family Room



Home For The Holidays
Lovely Mass Design





Please, no gifts

Allen House

Woodland Avenue

Woodland Elegance

Co-Chairs:

Collen Schmidt and Karen Jolly-Gates

Set Decoration by:

Front Door & Lantern: Colleen Schmidt, Janet Gardner and Susan D'Arecca

Topiaries by Front Door: Liz Dwyer

Foyer Tree and Banister: Carol Schirm with help from Karen

Dining Room: Colleen Schmidt with help from Betty Osterhus

Living Room: Mantle, Colleen and Patty Kreider

Topiaries, Square Wreaths and Window Flowers: Colleen

Tree Toppers: Karen

Family Room:

Mantle, Gift Wrapping and dry Bar: Janet Gardner

Kitchen: Tree- Karen, Janet and Sherry Elsasser

Table: Liz Dwyer: Fruit Topiaries: Darielle Walsh and Eileen Perley

Mantle over cook-top: Eileen & Darielle

Back: Lantern: Colleen, Janet and Susan D'Arecca-Urns: Sherry & Susan

Betty and Susan help all around akso

THE ALLEN HOME

267 Woodland Avenue

"WOODLAND ELEGANCE"

Proceeding up the walkway, visitors are welcomed by an imposing antique lamppost draped in greens and ribbons. As you enter the stately 1937 brick home, the ambience of this charming woodland Christmas celebration will envelop you. The house is decorated for a lavish Christmas fete, featuring the lush bounty of fields and woods combined with the gleam of gold, silver and copper.

In the grand foyer, a wondrous Christmas tree is bedecked with lilies, orchids, pinecones and ribbons. A garland of greens and pinecones cascades down the graceful curving staircase.

On your left, the dining room is set for an old fashioned Christmas dinner. The beautiful arrangement of lilies, roses and orchids adorns a table set with placements of gilded leaves and white Minton china complemented by similar flowers on the buffet.

As you stroll through the living room, your eye is caught by the luster of silver positioned amid greens on the mantelpiece and the glitter of gold tree toppers arranged on the grand piano. Topiaries continue the woodland theme.

Next, you meander into the family room where gifts are being wrapped for Christmas morning. The mantel is decorated with topiaries and gifts are piled high. In the bar, goblets filled with cranberries and hydrangeas add color to the holiday spirit. Follow along to the table laden with Christmas stories accompanied by cocoa and a handful of cookies.

Arriving in the kitchen, one is greeted by the breakfast table graced with Spode "Christmas Tree" china. A children's tree is decorated with ornaments of pinecones and sweet gum balls sparkling with gold and copper. Glance over toward the counter to admire glorious topiaries created from pears and lady apples. On the bench, silver gazing balls set amid greens reflect the family's many Christmas activities.

As you exit, bid farewell across the patio and notice the lamppost decorated with greens and ribbons, echoing the entrance way.

Woodland Elegance
Various Views of Outside- Photos by Karen Jolly-Gates





Woodland Elegance
Various Views of Outside- Photos by Karen Jolly-Gates





By Karen Jolly-Gates



Woodland Elegance
Outside Front Entry Topiaries




Woodland Elegance
Foyer Tree with Stargazer Lilies



Woodland Elegance
Design on Staircase Landing



Woodland Elegance
Living Room- Silver & Green



Woodland Elegance
Living Room-



Woodland Elegance
Living Room- Golden Glow





Photo: K J. Gates

Woodland Elegance
Living Room- Photos by Karen Jolly-Gates



Living Room - Photo by Karen Jolly-Gilg
© 2000 Karen Jolly-Gilg



Woodland Elegance
Dining Room and Living Room- Photos by Karen Jolly-Gates



Woodland Elegance
Living Room- TOPIARY



Woodland Elegance
Family Room



Woodland Elegance
Kitchen Tree & Dining Area



Woodland Elegance
Kitchen & Family Room



Woodland Elegance
Kitchen & Family Room Table



Woodland Elegance
Kitchen & Family Room Table



Woodland Elegance
Topiary on Kitchen Counter



Woodland Elegance
Gas Lantern out Back



Woodland Elegance
Dining Room-Interest on Floor and Side Table



Woodland Elegance
Dining Room-Elegant Dining Table



Woodland Elegance
Dining Room-Elegant Dining Table- Up close





Woodland Elegance
Family Room Tree and Stairway Interest- Photos by Karen Jolly-Gates



Woodland Elegance
Dining Room- Photos by Karen Jolly-Gates



Woodland Elegance
Dining Room- Photos by Karen Jolly-Gates



Woodland Elegance
Family Room- Photos by Karen Jolly-Gates



Woodland Elegance
Family Room- Photos by Karen Jolly-Gates *-Photo*



Woodland Elegance
Kitchen Dining Table: by Karen Jolly-Gates - Photo



Woodland Elegance
Tree in Foyer; by Karen Jolly-Gates *Photo*





Walsh House

1715 Grandview Avenue

"Tis' the Season Boutique

Co-Chairs:

Tracy Criscitiello and Gayle Lechner

Set Decoration by:

Entry Hall: Gayle Lechner and Gail Kender

Living Room: Mantle-Tracy, Coffee Table- Linda Winter,
Amaryllis-Carole Smillie,
Tree-Tracy, Inge Bossert, Letty Hudak & Marianne Murray

Dining Room: Table-Fran Brader, Angel-Tracy, Chair backs-
Marianne

Kitchen: Lime Topiary-Inge, Table Design-Tracy

Outside: Antique Wagon and Wreath-Fran
Gazing Ball Pyramid-Tracy & Marianne

Boutique organized by Gayle with everyone helping with items to
be sold, especially the Boxwood Topiaries

THE WALSH HOME

1715 Grandview Avenue
"TIS' THE SEASON" BOUTIQUE

As you amble up the driveway of this splendid Tudor home, be sure to see the antique wagon trimmed with Christmas greens greeting our holiday shoppers. Admire the stunning holly bushes and enjoy the obelisk with greens and gazing balls. The grapevine wreath on the front door invites the guest in to browse around.

The center hall banister is radiant with a gilded arrangement of heather, magnolia leaves, astilbe, hydrangea, and shiny ornaments surrounded by a white pine garland. On the dining room table do not miss the gilded baby's breath. And make a point to see the silver angel on the sideboard.

As you come into the living room, your eye is drawn to the mantel handsomely decorated with greens, gilded floral material, and ornaments. The pretty arrangement on the coffee table embraces the beauty of the season. The ornamental plates on the wall add a special touch to the stylish entertainment scene. On the table near the fireplace is a glorious arrangement of amaryllis stems tucked in greens. The amazing Christmas tree catches your attention with its gilded dried alliums and hydrangeas. The magnificent crocheted snowflakes and pink ornaments complement each other and bring the tree to life.

Enter the kitchen and while you are enjoying some refreshments, take note of the culinary topiary in the greenhouse window. Our boutique begins here in the kitchen on the baker's rack, continues into the family room, and out into the garage. On your shopping spree you are most certain to find something for your favorite gardener, bird lover, holiday hostess or yourself. Cheers!

Tis' the Season Boutique
Entry Foyer Staircase



Tis' the Season Boutique
Living Room





Tis' the Season Boutique
Angel & Amaryllis



Tis' the Season Boutique
Dining Room Table



Tis' the Season Boutique
Kitchen Designs



Tis' the Season Boutique
Refreshments and Boutique

